



BASANT VALLEY PUBLIC SCHOOL
SECTOR - 46, GURUGRAM

SUMMER HOLIDAY HOMEWORK
SESSION: 2023-24
CLASS - 1st



Note - Summer Vacations will start from 22 May 2023 to 2nd July 2023 and School will reopen on 3rd July 2023.

Kindly submit the Holiday Homework by 4th July 2023.

Dear Parents,

Happy Summer Vacation

The students and the entire family waits for these vacation. It's the time to visit new places and meet extended family members. Enjoy your holidays to the maximum and make the best use of them.

Since the break is long, students might forget lot of things which they have learnt in the new class therefore holidays homework is given.

Dear Parents the homework has been prepared keeping in mind the the need and capabilities of all the students at large.

It will be highly beneficial if entire homework is done regularly rather than at the end in hurry.

Most of the activities given are related to the topics given in textbooks, kindly make your wards do all the activities and let them do it themselves with minimum required supervision. Let's shape a self-reliant and independent child.

Summer vacation are the best time to develop the habit of reading and improve the handwriting of a student.

Teachers have recommended few storybooks, kindly buy them or you can buy others also, whichever you feel your ward will love to read. Create an environment where child loves to read storybooks.


Let your child choose the books. Appreciate the child when he/she tries to read. Motivate them to read storybooks before sleeping every night. Let this habit continue throughout the year.

Help your child learn Tables for faster math's calculations.

The three things i e reading, writing and tables will keep reaping fruitful results for the years to come.

Some of the suggested activities for your child are -

1. Get up early in the morning and see the rising sun.
2. Go for a nature walk.
3. Feel the fresh air take a deep breath and do breathing exercise.
4. Hear the birds chirping.
5. Water the plants and feed the birds.



Tips for summer Break

Do's

1. Always start your day with prayers.
2. Drink lots of liquids like water, juice etc.
3. Wear cap and carry an umbrella when you move out day time.
4. Wish your elders and guests.
5. Always use these words - Thank you, sorry, please, Excuse me.
6. Help your parents at home by putting your things in place.

Don't do

1. Don't watch TV for long hours.
2. Don't eat junk food
3. Don't play in sun.

General Instructions

- 1) Bring Holidays Homework in a beautifully decorated folder.
- 2) Parents are requested to only guide their children while doing the assignment.
- 3) Project Homework will be assessed on the basis of neatness, creativity and originality of ideas.

Happy Summer Vacation



MATHS

WORKSHEET - 1



Count and write

- 1) Butterfly _____
- 2) Sun _____
- 3) Bugs _____
- 4) Umbrellas _____
- 5) Flower pot _____
- 6) Caterpillar _____

WORKSHEET - 2
(Pyramid game of number name)

NUMBER PYRAMID!

Cut out and paste the numerals on to the matching written numbers

One

Two Three

Four Five Six

Seven Eight Nine Ten

3	6	1	4	10
9	2	8	5	7

WORKSHEET - 3

(Addition)

Count the objects & write the numbers and
find the sum (1-5)



+



=



+



=



+



=



+



=











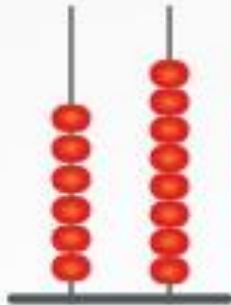


WORKSHEET - 4

Count the balls and fill the box



3 5



WORKSHEET - 5

Greater than or Less than

($>$, $<$, $=$)

Write the correct symbol in each circle

9 ○ 5	3 ○ 3
8 ○ 10	9 ○ 6
1 ○ 1	5 ○ 7
7 ○ 6	2 ○ 5
10 ○ 4	4 ○ 8
6 ○ 9	7 ○ 7

WORKSHEET - 6

Addition - Count the objects, write the numbers and find the sum (1-10)



+

=



+

=



+

=



+

=



+

=



WORKSHEET - 7



Addition





Grade 1 Addition Worksheet



Find the sum.


1.  +  = _____

2.  +  = _____


3.  +  = _____

4.  +  = _____

5.  +  = _____

6.  +  = _____

ACTIVITY - 1



STEPS TO MAKE GEOMETRICAL ROBOT

1. Cut the shapes of rectangle, circle, square, triangle and make a robot.
2. Write the count of each shape.

E.V.S.

WORKSHEET - 1

ALL ABOUT []

I am [] **years old**
I Live with []

My Friends Are [] **in** []

I like to watch []

Favorite activities []

My Favorite:
COLOR: []
FOOD: []
ANIMAL: []

BOOKS: []

I am good at []

When I grow up I want to be... []

WORKSHEET - 2

OUR BODY

I. Pictures of things that we use at home to take care of our body are given in the box. Write the names of the body part for which they are used.



1. _____



2. _____



3. _____



4. _____



5. _____

II. Name the correct body part.

1. We smell with our _____.
2. We hear with our _____.
3. We see with our _____.
4. We feel with our _____.
5. We taste with our _____.

III. Fill in the blanks.

1. We kick a ball with our _____.
2. We hold a book with our _____.
3. We use our _____ to walk.
4. We play the piano with our _____.
5. The _____ covers our entire body.




IV. Choose the part of our body, which come in pairs, from the box given below

- | | | | | |
|------|-------|-------|-------|------|
| head | ears | eyes | chest | nose |
| feet | hands | mouth | knees | legs |

1. _____ 2. _____
3. _____ 4. _____
5. _____ 6. _____

V. Fill in the blanks by using the words from the help box: -




- I can _____ and _____ with my nose.
I can _____ and _____ with my hands.
I can _____ and _____ with my mouth.
I can _____ and _____ with my eyes.
I can _____ and _____ with my ears.

Help Box

write	smell	see	pierce	breathe
clap	speak	hear	wink	eat

ACTIVITY - 1

❖ Draw and write expression on A3 Size Sheet.



ACTIVITY - 2



So on this Father's Day—

- Make a beautiful greeting card.
- Pamper your Dad.
- Make him feel special in every way.

Practice cursive handwriting in the Cursive Writing book (page no:3-20).

हिन्दी

अभ्यास पत्र - १

रिक्त स्थान भरो

क

ख

ङ

च

ज

झ

ठ


ण

थ

ध

अभ्यास पत्र - २

सही अक्षर पर गोला लगाओ



अभ्यास पत्र - ३
अ - आ (अ - ा)

1. चित्रों को शब्दों से मिलाएँ।



टमाटर



बतख



रथ



तबला



कमल

2. चित्रों के नाम लिखें।



.....



.....



.....



.....



.....



.....

3. जिनके नाम में 'आ' की मात्रा (।) है, उन पर (✓) का निशान लगाएँ।

अनार

घर

कमल

आग

बरतन

बादाम

छाता

बतख

4. 'अ' से शुरू होने वाले एक फल और एक सब्जी का नाम लिखें।

फल

सब्जी

5. नीचे दिए गए अक्षरों की सहायता से 'आ' (।) की मात्रा लगाकर चार नए शब्द बनाएँ।

ज

ल

न

म

6. चित्रों की सहायता से वाक्य पूरे करें।



क. चखा।

ख. लाओ।



ग. आई।

घ. रमन मत पकड़।

7. 'अ' (।) की मात्रा लगाकर शब्द पूरे करें।

क. लड़क.....

ख. क.....जल

अभ्यास पत्र – ४

1. 'इ' (ि) या 'ई' (ी) की मात्रा लगाकर शब्द पूरा करें और लिखें।

साइकल

ततली

वमान

.....

.....

.....

खर

मछल

पपता

.....

.....

.....

2. चित्र देखकर वाक्य पूरा करें।

क.



..... दाना लाई।

ख.



..... मत पकड़।

ग.



..... आया।

घ.



..... जला।

3. 'इ' (ि) और 'ई' (ी) की मात्रा से बने दो-दो शब्द लिखें।

'इ' (ि)

'ई' (ी)

.....

.....

.....

.....

4. 'इ' (ि) या 'ई' (ी) की मात्रा लगाकर शब्द पूरे करें और लिखें।

वारश

रव

डाकया

.....

.....

.....

रववार

सरद

पपल

.....

.....

.....

5. चित्र देखकर वाक्य पूरे करें।



क. पापा लाए।



ख. पानी पी।



ग. दौड़ा।



घ. पहना।

❖ सप्ताह में तीन बार सुलेख लिखिए (हिंदी की पाँच पंक्तियों वाली पुस्तिका में)

हिंदी वर्णमाला से लूडो बनाओ ।



चौकोर आकार के चार्ट पर वर्णों का लूडो बनाएँ

फलों का चटपटा सलाद बनाना सीखिए ।



ENGLISH

- **Read chapter 1** from your English textbook to develop reading competency.
- Do one page of writing every day.
- **Read the chapter 2** the girl on the train pick out the naming word and write it **A4 size sheet**.

COMPUTER

Draw complete computer system which includes monitor, keyboard, mouse, CPU, Speakers etc.

Or

You can paste the pictures of all on A3 sheet.

- Revise PA-1 syllabus.
- Write all the parts of computer.
- Give one word answer.
 - a) Bring of computer.
 - b) I have many keys on me.
 - c) I help you to watch movies and playgames.
 - d) I am used to point objects on screen.
 - e) We are small pictures on desktop.
 - f) I am used to take out printouts.

(HINTS)

Desktop, Monitor, CPU, Mouse, Icons, Printer, Keyboards

